

OFFICE OF  
STRATEGIC INSIGHTS

# DATA SPOTLIGHT

CHARTING STUDENT SUCCESS  
THROUGH DATA & RESEARCH

# NOVA STUDENT TRANSFERS

APRIL 2023  
VOLUME 5 ISSUE 2

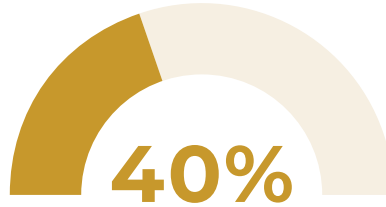
**NOVA**  
Northern Virginia  
Community College

# NOVA STUDENT TRANSFERS

## TRANSFERRING TO A FOUR-YEAR INSTITUTION

Many students who start at a community college intend to transfer and complete a bachelor's degree, but most of them are not successful.<sup>1</sup> Only 40 percent achieve that goal within nine years of community college entry in the U.S. compared to 55 percent of students at NOVA.<sup>2</sup> One area for improving the outcomes for community college students is to provide measures of institutional effectiveness in serving transfer students, specifically. Transfer out rates from the Integrated Postsecondary Education Data System (IPEDS) is presented in this issue.<sup>3</sup> The National Student Clearinghouse (NSC) provides data for community colleges to measure their effectiveness in serving transfer students.<sup>4</sup> NOVA's Fact Book presents transfer data in chapter 2.<sup>5</sup> Transfer metrics can serve as useful tools to examine what practices facilitate or impede effective transfer. Therefore, analyzing these metrics on a periodic basis, comparing them with state and national benchmarks, and sharing them with faculty, staff, and others can improve transfer and bachelor's degree outcomes for community college students.

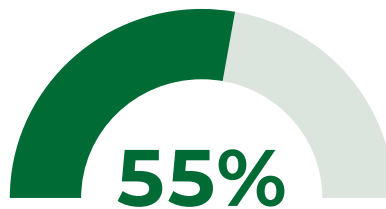
## NATIONAL VS. NOVA DATA



of students transferred out from U.S. public 2-year institutions over the last 9 years<sup>6</sup>

23.3


average credit hours earned before transfer from U.S. public 2-year institutions over the last 9 years<sup>6</sup>



of students transferred out from NOVA over the last 9 years<sup>6</sup>

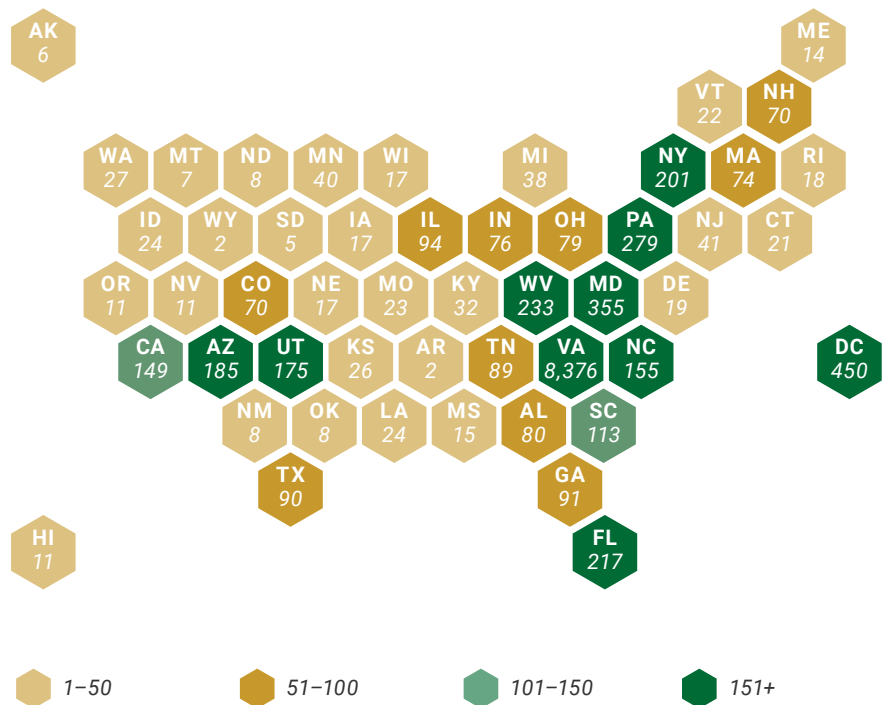
17.2

average credit hours earned before transfer from NOVA over the last 9 years<sup>6</sup>



## NOVA TRANSFER DATA

In 2019–20, NOVA students transferred to four-year institutions in all 50 states, as well as Washington, D.C.



<sup>1</sup> Fink, John, D. Jenkins. 2017. How to Measure Community College Effectiveness in Serving Transfer Student. December 2017. <https://ccrc.tc.columbia.edu/publications/measure-community-college-effectiveness-transfer.html>. Community College Research Center. Teachers College Columbia University.

<sup>2</sup> National Student Clearinghouse Research Center. <https://nscresearchcenter.org/>. <https://ccrc.tc.columbia.edu/media/k2/attachments/tackling-transfer-guide-convening-community-colleges-universities-improve-transfer-student-outcomes.pdf>.

<sup>3</sup> The Integrated Postsecondary Education Data System (IPEDS). <https://nces.ed.gov/ipeds/>.

<sup>4</sup> Tracking Transfer. 2022. National Student Clearinghouse (NSC). <https://nscresearchcenter.org/tracking-transfer/>.

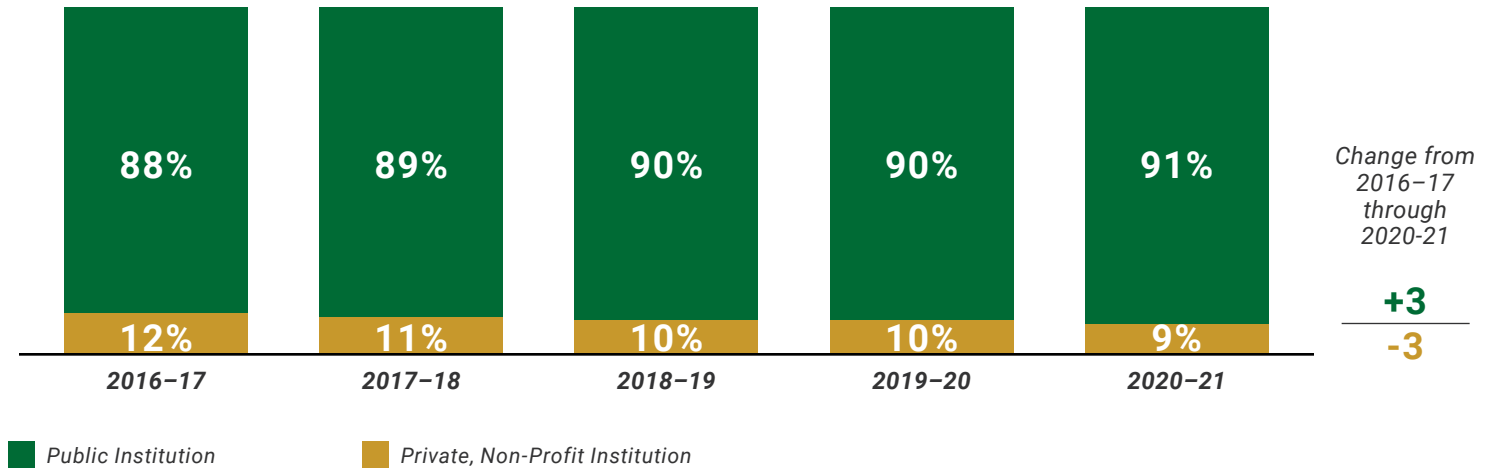
<sup>5</sup> NOVA Fact Book. <https://www.nvcc.edu/osi/oir/fact-book/index.html>.

<sup>6</sup> National Student Clearinghouse Research Center, <https://nscresearchcenter.org/>.

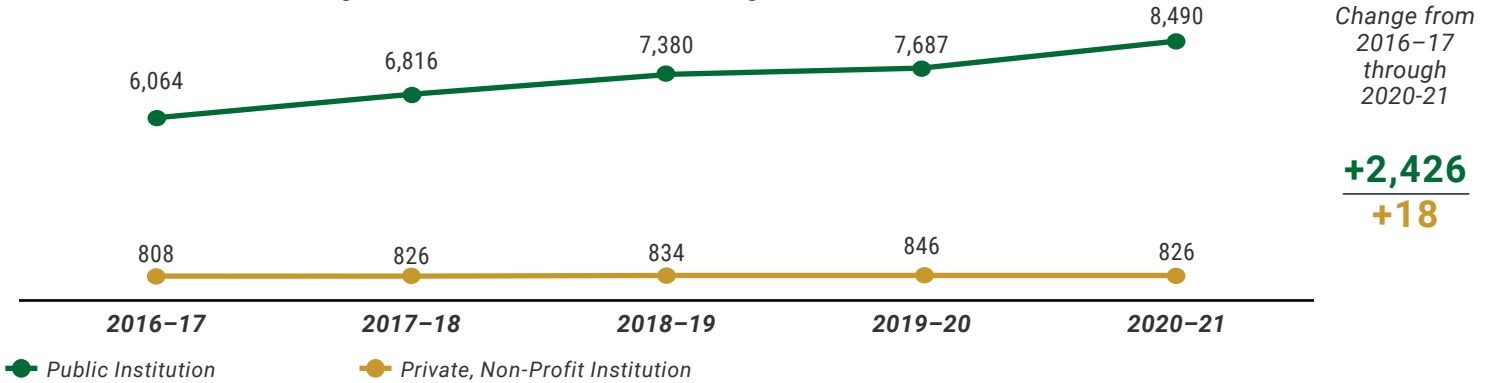
# TRANSFERS TO VIRGINIA 4-YEAR INSTITUTIONS

From 2016–17 to 2020–21, most students who transferred to Virginia four-year institutions transferred to public institutions. The percentage of transfers to Virginia public four-year institutions increased from 88 to 91 percent over this time period.

Percentage of NOVA Transfers to Virginia 4-Year Institutions: 2016–17 through 2020–21



Number of NOVA Transfers to Virginia 4-Year Institutions: 2016–17 through 2020–21



## TOP VIRGINIA TRANSFER INSTITUTIONS

In 2020–21, NOVA students who transferred to Virginia public, four-year institutions most frequently enrolled at George Mason University.

In 2020–21, NOVA students who transferred to area private, non-profit, four-year institutions most frequently enrolled at Liberty University.

Top Five Virginia Public Transfer Institutions

Institution	2016-17	2020-21
George Mason University	2,909	3,470
Virginia Polytechnic Institute and State University	606	1,353
James Madison University	556	1,030
Virginia Commonwealth University	799	955
University of Virginia	269	570

Top Five Private, Non-Profit Transfer Institutions

Institution	2016-17	2020-21
Liberty University	164	207
Marymount University	184	162
George Washington University	140	166
Shenandoah University	67	85
Bridgewater College	16	15

# LEARN MORE

RESOURCES FOR STUDENTS, FACULTY, AND STAFF



## TRANSFER SERVICES

Transfer Services offers the following degrees to students who plan to complete their freshman and sophomore years of college work at NOVA and then transfer to a four-year college or university to complete their junior and senior years of a bachelor's degree: Associate of Arts (A.A.) and Associate of Science (A.S.).


Learn more about Transfer Services at <https://www.nvcc.edu/transfer/>.



## ADVANCE

ADVANCE is a partnership between Northern Virginia Community College and George Mason University that gives NOVA students targeted, personalized support to complete their bachelor's degrees in a timely manner and save money.

Learn more about ADVANCE at: <https://www.nvcc.edu/advance/>.



## TRANSFER VIRGINIA

Transfer Virginia is an initiative to provide transparency and access throughout the college transfer process. Transfer Virginia presents consistent and current information from all the transfer partners as students research, plan, and organize their transfer journey.

Visit the Transfer Virginia website to learn more at: <https://www.transfervirginia.org/>.



## ADVISING

NOVA is committed to helping students become effective agents for lifelong learning and personal development through informed planning and decision-making. NOVA's Advising Services enhances student success by holistically supporting, teaching, and connecting students to college programs and resources that help students achieve their academic, career, or personal goals.

Learn more about Advising at: <https://www.nvcc.edu/advising/>.

VISIT DATA SPOTLIGHT ONLINE AT [BLOGS.NVCC.EDU/SPOTLIGHT](https://blogs.nvcc.edu/spotlight)  
OFFICE OF STRATEGIC INSIGHTS