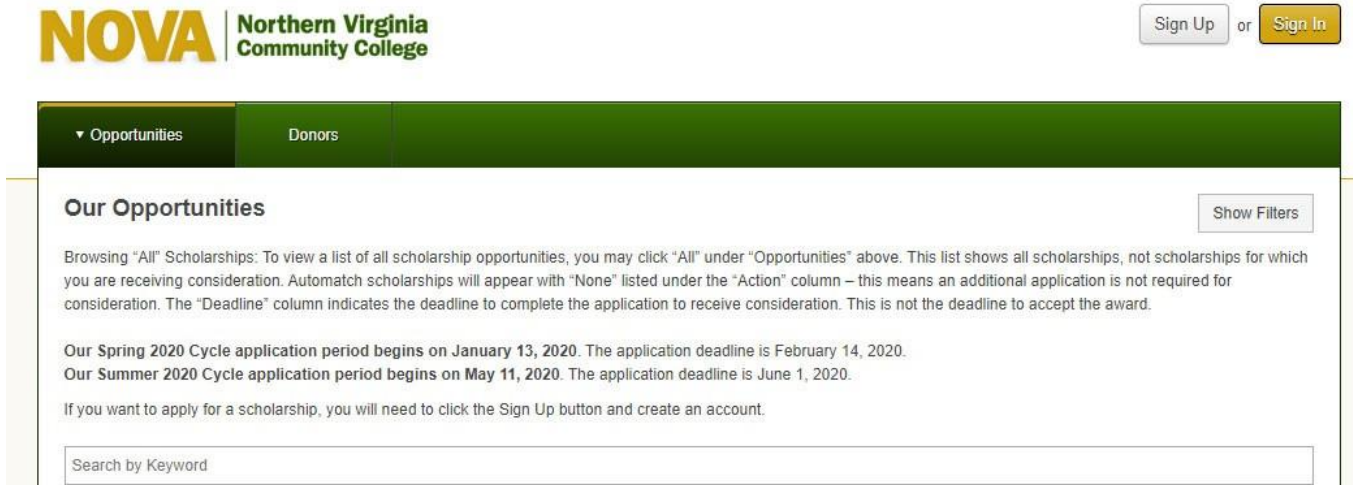


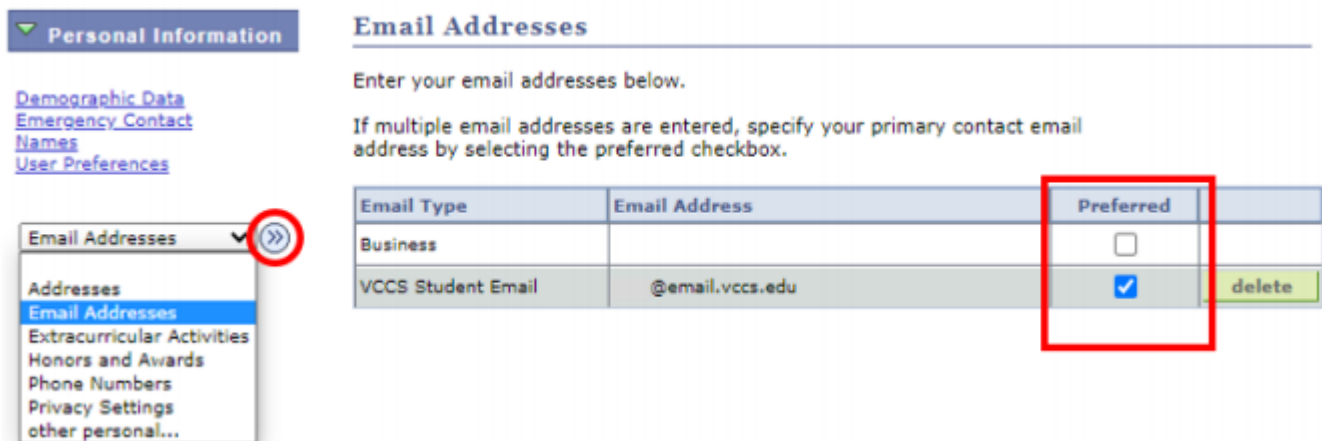
How to Apply for NOVA Scholarships

- 1) At <https://nvcc.academicworks.com/> click Sign Up.

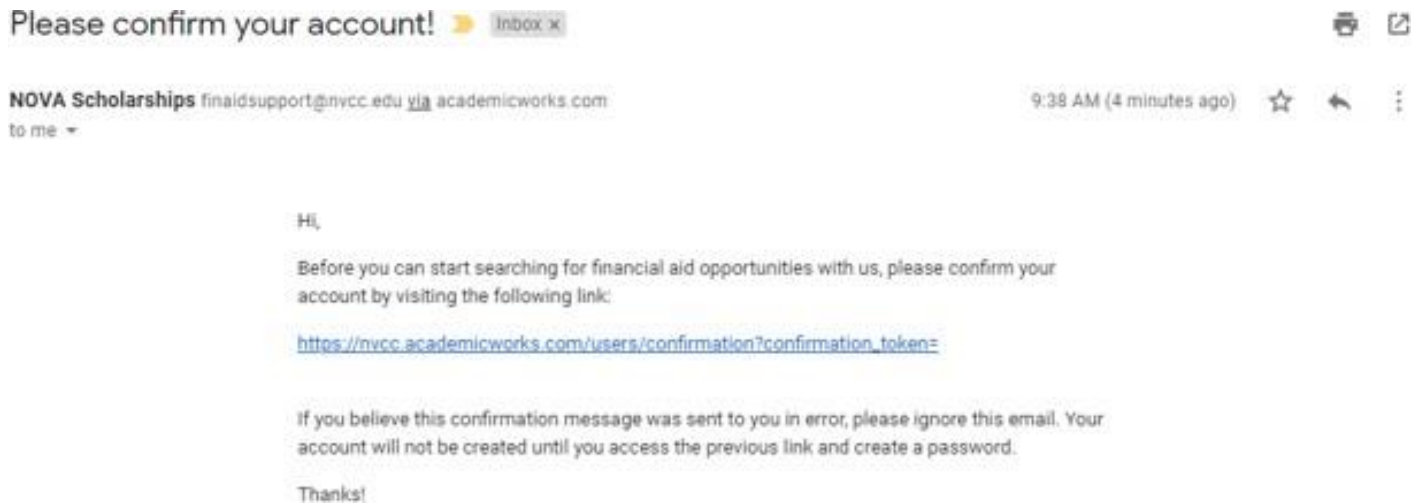


- 2) Enter your "Preferred" email address listed in your NOVAConnect account and create a password at https://nvcc.academicworks.com/users/sign_up.

To confirm or change your "Preferred" email address, log in to your NOVAConnect Student Center and under "Personal Information" select "Email Addresses". Click the arrow button and confirm or change your "Preferred" email address.



3) Log in to your "Preferred" email and click on the provided link to confirm your account.



4) Begin completing the General Application after clicking on the link in your "Preferred" email.

If you need to log in again after clicking on the link that was sent to your "Preferred" email, use the https://nvcc.academicworks.com/users/sign_in website and enter the "Preferred" email and password you created to sign in as shown below.

The screenshot shows the AcademicWorks sign-in page. At the top, a green notification box states: "A message with a confirmation link has been sent to your email address. Please open the link to activate your account." Below this, there are two tabs: "Applicants and Administrators" (selected) and "References and Reviewers". The main heading is "Welcome!". The instructions read: "In order to access your account, please sign in using your VCCS email address and your AcademicWorks password you created. If you need to recover your password or you have not yet received an email confirming your account, please click on [trouble signing in](#). If you're signing in to submit a reference or to review scholarships, please select the 'References and Reviewers' tab above." There are two input fields: "Email Address" with the placeholder text "Applicant / Administrator Email Address" and "Password". At the bottom left, there are links for "Trouble signing in?" and "Sign Up". At the bottom right, there is a yellow "Sign In" button.

- 5) Complete the General Application to be considered for “auto match” scholarships. By submitting the General Application you will be considered for the scholarships for which you may be eligible based on the information provided in the General Application.

The screenshot shows the 'Application Progress' sidebar with 'General Application' selected. The main content area is titled '2020-2021 NOVA Scholarship Application' and includes instructions to save and submit the application. Below this is the 'General Application Questions' section with the following fields:

- First Name:** A text input field with the label 'Name on admission application to NOVA'.
- Last Name:** A text input field with the label 'Name on admission application to NOVA'.
- Primary Campus:** A dropdown menu with the instruction: 'Select the campus where you attend the majority of your classes or receive student services. This information will determine campus specific scholarship eligibility.'
- Multiple Campus Selection:** A section titled 'Please select all campuses or NOVA Online where you are attending/taking classes.' with checkboxes for Alexandria, Annandale, Loudoun, and Manassas.

At the bottom right, there are two buttons: 'Save and Keep Editing' and 'Finish and Submit'.

- 6) After submitting the General Application you should see a notice indicating that your general application was successfully submitted and you may be presented with additional recommended scholarship opportunities for which you may possibly be eligible. Apply for those scholarships individually by clicking on the “Apply” button and following the prompts for each one. Remember to click the “Finish and Submit” button at the bottom of the screen after you complete each additional application.

The screenshot shows a success message at the top: 'Your general application has been successfully submitted.' Below this is the 'Application Progress' sidebar with 'General Application' checked and 'Other Recommended Opportunities' listed. The main content area is titled 'Recommended Opportunities' and includes a 'Show Filters' button and a 'PLEASE NOTE' section. Below the note is a search bar and a table of opportunities:

Award	Name	Actions
\$2,800.00	Apple Federal Credit Union Foundation Commonwealth Legacy Scholarship The Northern Virginia Community College Educational Foundation and the Student Financial Aid Office are pleased to announce the availability of the...	Apply by 06/01/2020
\$2,000.00	Earle C. Williams Veteran Technology Scholarship The Northern Virginia Community College Educational Foundation and the Student Financial Aid Office are pleased to announce the availability of the...	Apply by 06/01/2020
\$2,000.00	Gupta Values Scholarship The Northern Virginia Community College Educational Foundation and the Student Financial Aid Office are pleased to announce the availability of the...	Apply by 06/01/2020

At the bottom left, there is an 'Applicant Record' button.

* If selected, would you agree to participate in the annual Student Leadership Program?

Yes

No

* Please provide high school transcript.

[Add a New File](#)

* Please upload a reference from a teacher or school counselor with contact email address. Reference provider will be contacted via email to submit reference questionnaire.

[Add a New File](#)

* Are you currently a dual enrolled student who will be attending NOVA full-time in the fall 2020 semester?

YES

NO

Save and Keep Editing

Finish and Submit

7) If you are selected as a scholarship recipient you will be notified via your "Preferred" email within about two months after the scholarship deadline and the award will be posted on your myNOVA account under [View Financial Aid](#). If you are not selected to receive a scholarship then you will not be notified.